

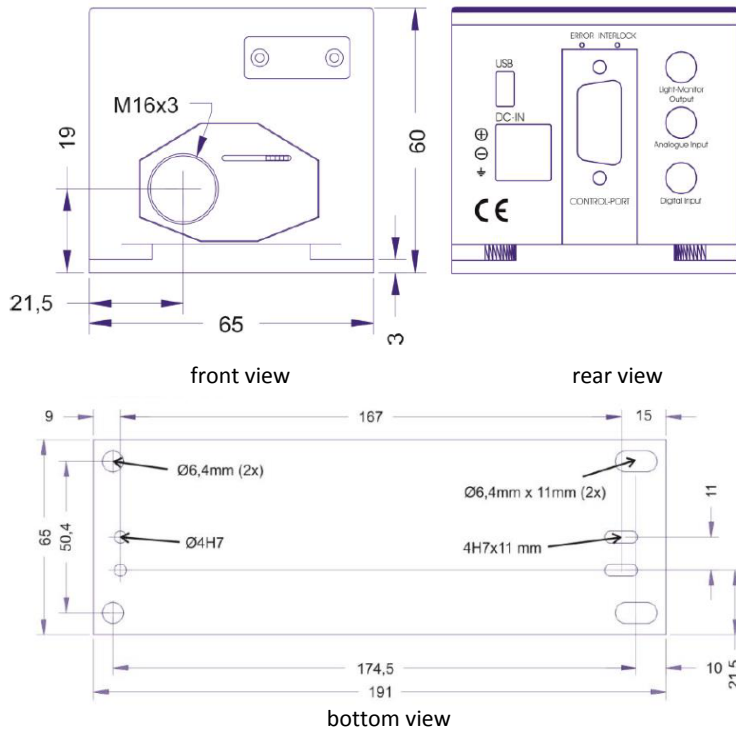
BrixX[®] HP



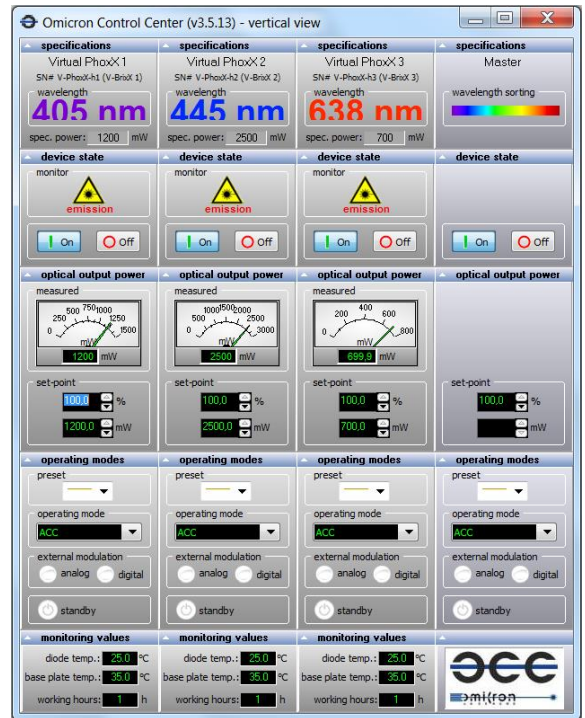
High-Power visible and NIR diode lasers

The versatility of the BrixX[®] HP lasers covers a wide range of applications like widefield laser microscopy, optogenetics, semiconductor material testing, machine vision and many more. Depending on the model, the lasers offer a collimated, beam shaped free-space output with single- or multiple transverse mode quality. The precise TEC-cooling of the laser diodes and fast and accurate laser current control guarantees stable output power and a stable emission spectrum. Analog intensity control and digital modulation as well as a Light-Monitoring output can be used to control the laser by electronic signals. The USB2.0 and the RS-232 interface allow deep integration into PC controlled setups and software environments like LabView.

Dimensions :



Control Software:



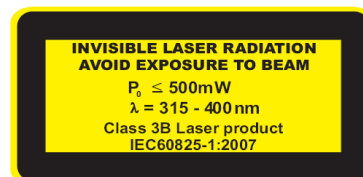
Specifications BrixX HP Diode Laser Series

	Modell	Wavelength / Power	SM/MM
Wavelengths & Powers (other wavelengths and powers on request)	BrixX® 375-200 HP	375nm / 200mW	MM
	BrixX® 405-1200 HP	405nm / 1200mW	MM
	BrixX® 445-2500 HP	445nm / 2500mW	MM
	BrixX® 473-1000 HP	473nm / 1000mW	MM
	BrixX® 520-1000 HP	520nm / 1000mW	MM
	BrixX® 638-700 HP	638nm / 700mW	MM
	BrixX® 647-800 HP	647nm / 800mW	MM
	BrixX® 750-1500 HP	750nm / 1500mW	MM
	BrixX® 808-800 HP	808nm / 800mW	SM
Polarisation	>100:1 vertical for single-mode (SM) models for Multi-mode (MM) models, polarization depends on laser type		
Long term power stability	<1% / 8h		
RMS Noise	20Hz...10MHz	<0.5% (CW)	
	10MHz...500MHz	<0.5% (CW)	
Operation Modes			
Mode 1	CW operation (ACC - Automatic Constant Current)		
Mode 2	CW operation (APC - Automatic Power Control)		
Mode 3	Analogue modulation		
Mode 4	Digital modulation		
Mode 5	Analogue + Digital modulation		
Analogue modulation	>1.5MHz		
Input signal type	0...5V / 1,2kOhm or 0...1V / 50 Ohm (user selectable via software)		
Digital modulation	>1.5MHz		
Input signal type	TTL (2kOhm)		
Laser Enable (electronic shutter)	>500kHz (full ON/OFF)		
Input signal type	TTL (2kOhm)		
Rise- and falltime	Analogue:	< 200ns	
	Digital:	< 200ns	
	Laser Enable:	< 500ns	
Extinction ratio	Analogue:	>1000 : 1	
	Digital:	>250:1	
	Laser Enable:	infinite (full ON/OFF)	
Supply voltage	12 ... 24 VDC nominal (11.0 ... 25VDC max.)		
Control interface	RS-232 and USB 2.0		
Dimensions laser head	191 x 65 x 60 mm (l x w x h)		
Options & Accessories	BRIXX.PSU	World-wide power supply unit for BrixX series lasers	
	XX.CDRH	Remote control box with key switch and emission LED for	

Laser Safety classification:

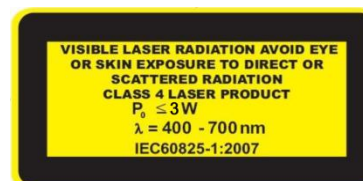
Class 3B:

315-400nm:

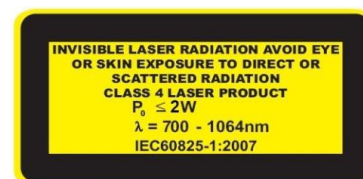


Class 4:

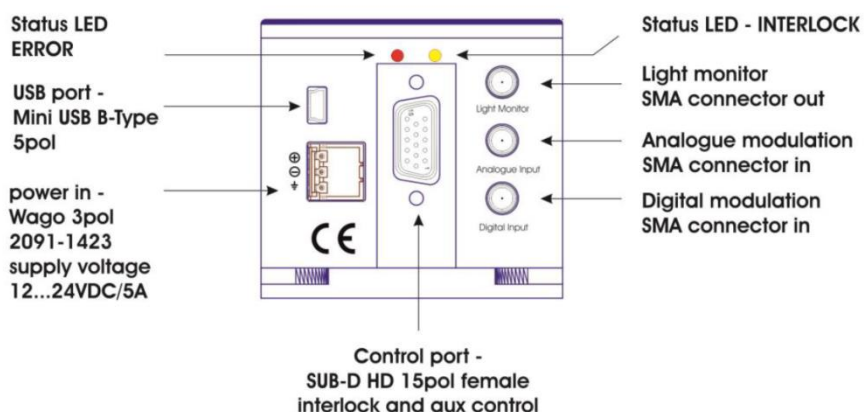
400-700nm:



700-1064nm:



Control interface:



Ordering code:

